

First Identify how your students are performing on a standard

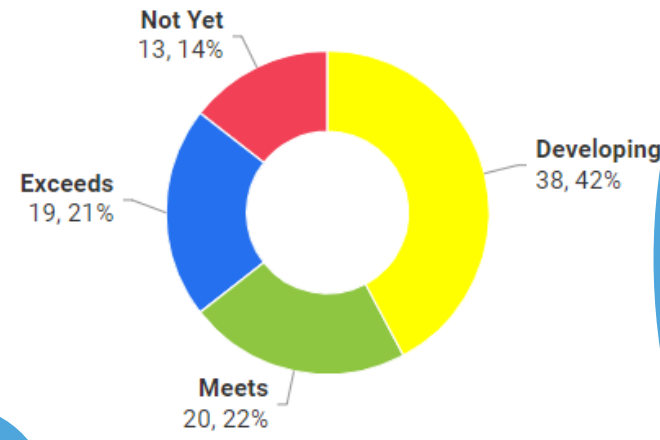
PERFORMANCE MATTERS

Standards Report

Our NEW Standards Mastery Report empowers Educators with comprehensive insights into student performance on each standard. Using standard-aligned content, teachers can view aggregated assessment results to visualize how students are performing across various standards.

Third Create A My Student Group to Assign Remediation Content and Reassess

Overview
90 Students



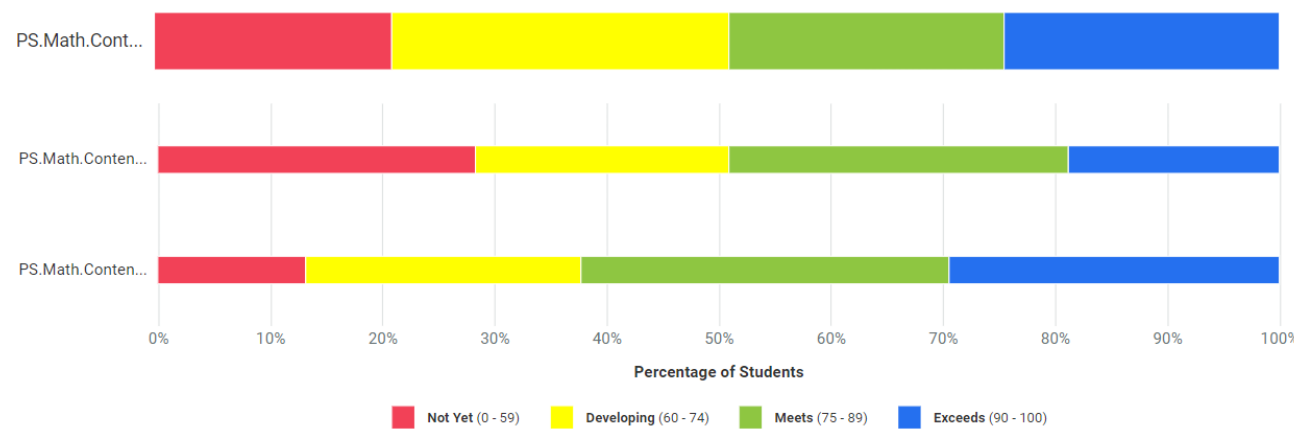
Group name

Add group details

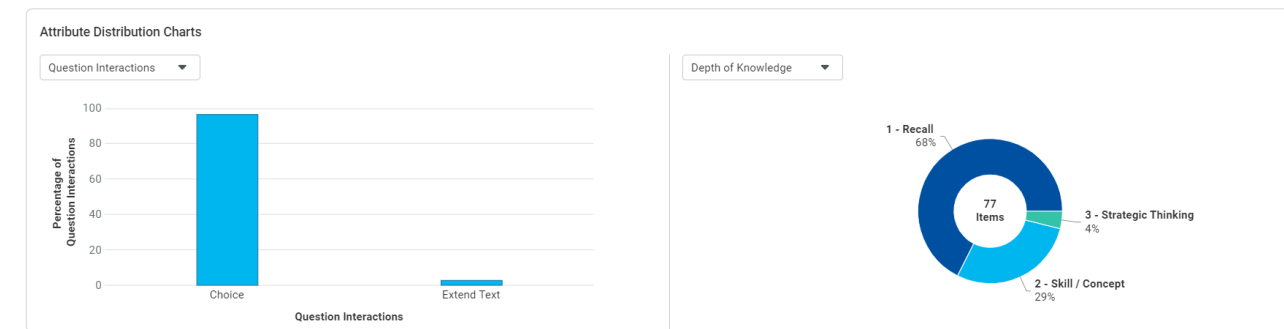
<input type="checkbox"/>	Student name	ID	Mastery level
<input type="checkbox"/>	Anthony Anderson	10357	60%
<input type="checkbox"/>	Phillip Bachman	10732	70%
<input type="checkbox"/>	Victor Buelow	10769	66.67%
<input type="checkbox"/>	Darryl Burgess	10772	66.67%

Second Use our Deep Dive Reports to understand what is driving Mastery

MASTERY COMPARISON compares Parent/Child Standard Mastery



ITEM ATTRIBUTE REPORT displays what items have been used to test this standard & mastery on those items



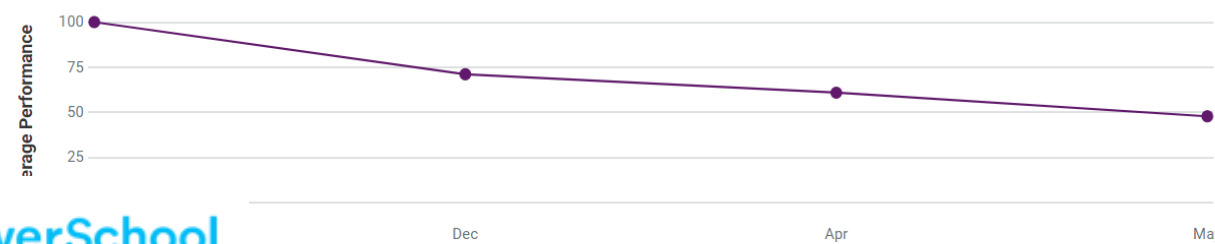
Question Interactions	Count	Percentage	Mastery Level
Choice	70	2972 / 3963	Developing (60 - 74)
Extend Text	2	147 / 175	Meets (75 - 89)

Subject	Count	Percentage	Mastery Level
Language arts	69	2931 / 3913	Developing (60 - 74)

Taxonomy	Count	Percentage	Mastery Level
Analyzing	3	183 / 241	Meets (75 - 89)
Understanding	46	2122 / 2848	Developing (60 - 74)
Applying	18	581 / 764	Meets (75 - 89)

TIME ANALYSIS shows mastery over time to hone in on trends

November 2022 to May 2023



ASSESSMENT REPORT displays performance by assessments with items aligned

Category	Assessment ID	Assessment Title	Items	Points Earned / Points Possible
Formative	#2343741	Algebra CFA 1	11662588	40 / 60 Developing (60 - 74)
Formative	#2343743	Algebra CFA 2	11691598, 11712298, 11716042, 11717584, 11718360	216 / 265 Meets (75 - 89)